

AS 2

***STIHL***



2 - 5 Safety Precautions



## Contents

1	Information on Safety Notices.....	2
2	Explanatory Note.....	2
3	Safety Precautions.....	2
4	Specifications.....	4
5	Disposal.....	5

## 1 Information on Safety Notices

### 1.1 Applicable Documents

The local safety regulations apply.

- ▶ Read, understand and save the following documents in addition to these safety instructions:
  - User manual for STIHL cordless product
  - Instruction manual for STIHL charger
  - Safety information for STIHL batteries and products with built-in battery:  
www.stihl.com/safety-data-sheets

### 1.2 Symbols used with warnings in the text

#### WARNING

- This symbol indicates dangers that can cause serious injuries or death.
  - ▶ The measures indicated can avoid serious injuries or death.

#### NOTICE

- This symbol indicates dangers that can cause damage to property.
  - ▶ The measures indicated can avoid damage to property.


## 2 Explanatory Note


### 2.1 Manufacturer

ANDREAS STIHL AG & Co. KG  
 Badstrasse 115  
 D-71336 Waiblingen  
 Phone: +49 7151 26-0  
 Fax: +49 7151 26-11 40  
 email: info@stihl.de  
 www.stihl.com

### 2.2 Symbols

Meanings of symbols that may be on the battery:


 The information next to the symbol indicates the energy content of the battery according to the cell manufacturer's specification. The energy content available in operation is lower.


 Do not dispose of the product with domestic waste.

## 3 Safety Precautions

### 3.1 Warning symbols

 Observe safety notices and take the necessary precautions.

 Read and understand the User Manual and keep it in a safe place for reference.

 Protect the battery against heat and fire.

 Do not immerse the battery in liquids.

### 3.2 Intended Use

A STIHL AS battery supplies power to STIHL battery products.

The battery may be used in the rain.

The battery is recharged with a STIHL AL 1, AL 5 or AL 5-2 charger.

#### WARNING

- Products and chargers not explicitly approved for the battery by STIHL may cause accidents, fires or explosions. Persons may be seriously or fatally injured, and property may be damaged.
  - ▶ Use a STIHL AS battery with a STIHL battery product.
  - ▶ Recharge the battery with a STIHL AL 1, AL 5 or AL 5-2 charger.
- Using the battery for purposes for which it is not designed may result in serious or fatal injuries or damage to property.
  - ▶ Use the battery as described in these safety instructions.

### 3.3 The Operator

#### **▲ WARNING**

- Users without adequate training or instruction cannot recognize or assess the risks involved in using the battery. The user or other persons may sustain serious or fatal injuries.



- ▶ Read, understand and save the instruction manual.

- ▶ If the battery is passed on to another person: Give them the user information supplied with the battery.
- ▶ If you have any queries: Contact a STIHL servicing dealer for assistance.
- ▶ Make sure the user meets the following requirements:
  - The user must be rested.
  - The user must be in good physical condition and mental health to operate and work with the battery. If the user's physical, sensory or mental ability is restricted, he or she may work only under the supervision of or as instructed by a responsible person.
  - The user is able to recognize and assess the risks involved in using the battery.
  - The user must be of legal age or is being trained in a trade under supervision in accordance with national rules and regulations.
  - The user has received instruction from a STIHL servicing dealer or other experienced user before using the battery for the first time.
  - The user must not be under the influence of alcohol, medication or drugs.

### 3.4 Working area and surroundings

#### **▲ WARNING**

- Bystanders, children and animals cannot recognize or assess the dangers of the battery. Bystanders, children and animals may be seriously injured.
  - ▶ Keep bystanders, children and animals away from the work area.
  - ▶ Do not leave the battery unattended.
  - ▶ Make sure that children cannot play with the battery.
- The battery is not protected against all ambient conditions. If the battery is exposed to certain ambient conditions, the battery may catch fire, explode or be irreparably damaged. This

may result in serious injury to people and damage to property.



- ▶ Protect battery from heat and fire.
- ▶ Do not throw the battery into a fire.

- ▶ Do not charge, use and store the battery outside of the specified temperature limits, 4.2.



- ▶ Do not immerse the battery in liquids.

- ▶ Keep battery away from small metal parts.
- ▶ Do not expose the battery to high pressure.
- ▶ Do not expose the battery to microwaves.
- ▶ Protect the battery against chemicals and salts.

### 3.5 Safe Condition

The battery is in a safe condition if the following points are observed:

- Battery is undamaged.
- The battery is clean and dry.
- Battery functions properly and has not been modified.

#### **▲ WARNING**

- A battery that is not in a safe condition cannot operate safely. People may be seriously injured.
  - ▶ Never work with a damaged battery.
  - ▶ Never attempt to charge a damaged or defective battery.
  - ▶ If the battery is dirty: Clean the battery.
  - ▶ If the battery is moist or wet: Allow the battery to dry, 4.3.
  - ▶ Never attempt to modify the battery.
  - ▶ Never insert objects in the battery's openings.
  - ▶ Never bridge the battery's contacts with metallic objects (short circuit).
  - ▶ Do not open the battery.
  - ▶ Replace worn or damaged labels.
- Fluid may leak from a damaged battery. If that liquid comes into contact with the skin or eyes, the skin or eyes may be irritated.
  - ▶ Avoid contact with the liquid.
  - ▶ If skin contact occurs: Wash affected areas of skin with plenty of water and soap.
  - ▶ In the event of contact with eyes: Rinse eyes with plenty of water for at least 15 minutes and consult a doctor.
- A damaged or defective battery may smell unusual, emit smoke or burn. Persons may be

seriously or fatally injured, and property may be damaged.

- ▶ If the battery smells unusual or emits smoke: do not use the battery and keep it away from combustible substances.
- ▶ If the battery catches fire: Attempt to extinguish the battery with a fire extinguisher or water.


### 3.6 Transport

#### WARNING

- The battery is not protected against all ambient conditions. The battery may be damaged if it is exposed to certain ambient conditions, and damage to property may occur.
  - ▶ Never transport a damaged battery.
  - ▶ If a bag is supplied: Transport the battery in the bag supplied.
- The battery may turn over or shift during transport. This may result in injury to people and damage to property.
  - ▶ Pack the battery in packaging in such a way that it cannot move.
  - ▶ Secure the packaging so that it cannot move.

### 3.7 Storage

#### WARNING

- Children are not aware of and cannot assess the dangers of the battery. Children may be seriously injured.
  - ▶ Store the battery out of the reach of children.
- The battery is not protected against all ambient conditions. If the battery is exposed to certain ambient conditions, the battery may be irreparably damaged.
  - ▶ Store the battery in a clean and dry condition.
  - ▶ Store the battery in an enclosed space.
  - ▶ Store the battery separately from the product.
  - ▶ If the battery is stored in the charger, disconnect the mains plug and store the battery at a battery charge status between 40% and 60% (2 lit green LEDs).
  - ▶ Do not store the battery outside of the specified temperature limits,  4.2.

### 3.8 Cleaning, maintenance and repair

#### WARNING

- Harsh detergents, cleaning with a water jet or sharp objects can damage the battery. If the battery is not cleaned correctly, components may no longer function properly or safety devices may be rendered inoperative. Persons may be seriously injured.
  - ▶ Clean the battery as described in the user manual supplied with the cordless product.
- If the battery is not serviced or repaired correctly, components may no longer function properly or safety devices may be rendered inoperative. This can result in serious or fatal injuries.
  - ▶ Do not attempt to service or repair the battery.
  - ▶ If the battery needs to be serviced or repaired: contact your STIHL servicing dealer for assistance.

## 4 Specifications

### 4.1 STIHL AS Battery

- Battery Technology: Lithium-ion
- Voltage: 10.8 V
- Capacity in Ah: see rating label
- Energy content in Wh: see rating label
- Weight in kg: see rating label

### 4.2 Temperature limits

#### WARNING

- The battery is not protected against all ambient conditions. If the battery is exposed to certain environmental conditions, it may catch fire or explode. This may result in serious injury to people and damage to property.
  - ▶ Do not charge the battery below -20°C or above 50°C.
  - ▶ Do not use the battery below -20°C or above +50°C.
  - ▶ Do not store the battery below -20°C or above +70°C.

### 4.3 Recommended temperature ranges

For optimum performance of the battery observe the following temperature ranges:

- Charging: 5°C to 40°C
- Use: - 10 °C to + 40 °C
- Storage: - 20 °C to + 50 °C

If the battery is charged, used or stored outside the recommended temperature ranges, performance may be restricted.

If the battery is wet or moist, allow the battery to dry for at least 48 h between 15°C and 50°C and with less than 70% humidity. Higher humidity may extend the drying time.

#### **4.4 REACH**

REACH is an EC regulation and stands for the Registration, Evaluation, Authorisation and Restriction of Chemical substances.

For information on compliance with the REACH regulation see [www.stihl.com/reach](http://www.stihl.com/reach).

## **5 Disposal**

### **5.1 Disposing of Battery**

Contact the local authorities or your STIHL servicing dealer for information on disposal.

Improper disposal can be harmful to health and pollute the environment.

- ▶ Take STIHL products including packaging to a suitable collection point for recycling in accordance with local regulations.
- ▶ Do not dispose with domestic waste.





[www.stihl.com](http://www.stihl.com)

SI\_001\_2019\_01\_01

SI\_001\_2019\_01\_01