



installation guide

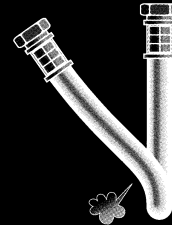

PREFERRED GEOMETRY AND MINIMUM BEND RADIUS

Good and bad installation geometry.

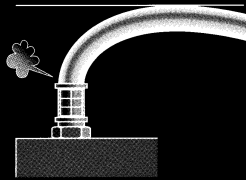
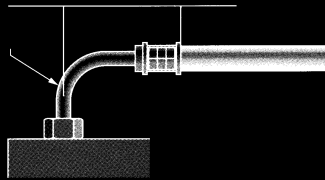
CORRECT

WRONG

Slack is present on straight lengths, ends are aligned



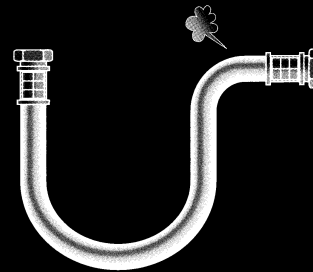
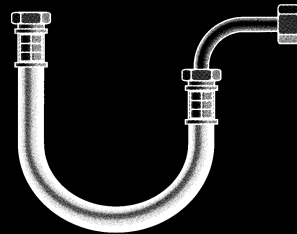
Avoid the bending radius becoming too small by using elbow fittings



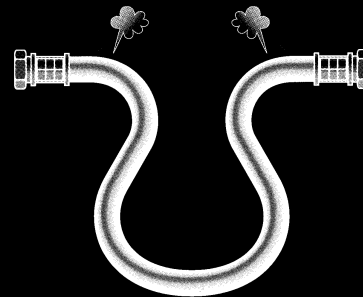

Hose is long enough to allow smooth curve



Don't bend hose too close to crimped end



Observe minimum bend radii



AVOIDANCE OF TWIST AND STRETCH

Make sure hose is under no strain
Don't twist hose as this will shorten its life

