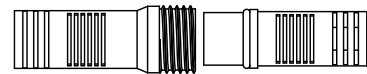


WEEE Number: 80133970

INSTALLATION INSTRUCTION

LED STRING LIGHT WITH BS PLUG AND WP SOCKET



LINKABLE



2 YEARS WARRANTY*

IP65 RATING

TECHNICAL DATA

Model	Holder	Unit Color	Body Type	Dimmable	Meters String
VT-713	E27	Black	Rubber	No	15M


No. of Holders	Holder Meter Distance	Linkable Units	Input Voltage	Max Watts	End Cover Socket / Connectable
15	1	40 Sets Max	AC: 250V	40W/Each Holder	Yes

INTRODUCTION & WARRANTY


Thank you for selecting and buying V-TAC product. V-TAC will serve you the best. Please read these instructions carefully before starting the installation and keep this manual handy for future reference. If you have any another query, please contact our dealer or local vendor from whom you have purchased the product. They are trained and ready to serve you at the best. The warranty is valid for 2 years from the date of purchase. The warranty does not apply to damage caused by incorrect installation or abnormal wear and tear. The company gives no warranty against damage to any surface due to incorrect removal and installation of the product. The products are suitable for 10-12 Hours Daily operation. Usage of product for 24 Hours a day would void the warranty. This product is warranted for manufacturing defects only.

WARNING!

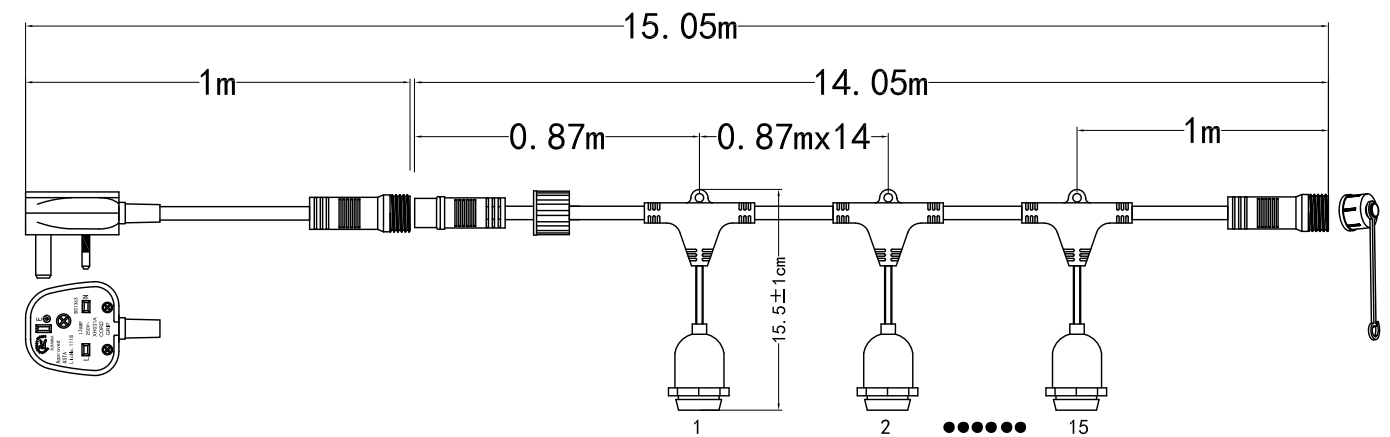
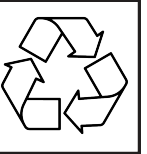
1. Please make sure to turn off the power before starting the installation.
2. Installation must be performed by a qualified electrician.
3. If the external flexible cable or cord of this luminaire is damaged, it shall be exclusively replaced by the manufacturer or his service agent or a similar qualified person in order to avoid a hazard.



This marking indicates that this product should not be disposed of with other household wastes.



Caution, risk of electric shock.



Note: The string light is designed with mounting holes on top of each E27 holder for stable installation. The mounting holes allow flexibility to mount the string light on the wall or suspended installation using wire.

***Bulbs are not included.**

Safety and Warnings:

1. Please switch Off the power before starting the installation.
2. Please ensure to switch Off the power before replacing the light bulbs.
3. Please do not exceed the wattage (40W[LED] per E27 holder)
4. Ensure the outlet is not wet before connecting /disconnecting the string light.
5. Use only polarized cords as they are designed for outdoor use.
6. Please check the electric power required for string light before connecting to ensure the electric power does not exceed beyond the required power as the circuit of the string light is designed only for specific voltage.

IN CASE OF ANY QUERY/ISSUE WITH THE PRODUCT PLEASE REACH OUT TO US AT
SUPPORT@VTACEXPORTS.COM V-TAC HOUSE, KELPATRICK ROAD, SLOUGH, BERKSHIRE, SL1 6BW, UK.